

# NEED COMPACT RETAIL SPACE?



## THE POSSIBILITIES ARE ENDLESS WITH A MINI POP UP CONTAINER SHOP!

Create a delightful coffee shop, funky juice bar, specialty cheese shop or trendy iced tea bar with a Royal Wolf 10ft Pop Up Container Shop!

Stylishly designed with a generous servery, durable steel checker plate flooring, roll form kitchen bench and flexible storage areas, this compact container is the ideal small space solution to accommodate your growing business.

Highly portable and secure, it is even perfect for a branded franchise outlet, canteen, tuckshop, ticketing office, information booth and so much more!

With a Royal Wolf 10ft Pop Up Container Shop, the possibilities are endless!

Call us today for a fast and easy quote on hiring or purchasing a new or pre-used Royal Wolf container perfect for your needs.



**1300 651 700**

[royalwolf.com.au](http://royalwolf.com.au)

**YOU CAN DO ANYTHING IN A ROYAL WOLF**





# MORE MOBILE • MORE FLEXIBILITY!

## CREATIVE, PRACTICAL & ECONOMICAL

Royal Wolf's Mini Pop Up Container Shops offer the perfect combination of portability and security for a business requiring temporary accommodation. Easily deployed even to remote regions, they are designed to reduce the time and cost of installation and business down-time.

Safe, strong and durable, 10ft Pop Up Container Shops include a 1.9 metre wide serving complete with a high strength security shutter and end barn doors with 4 lock rods and a padlock box to prevent access with bolt cutters.

Every thought has gone into the design to ensure they provide a wide range of standard features such as ample power, atmospheric lighting, cold room panel ceilings, merchandising tie-bars, smoke detector and more.

Easy to maintain, durable and able to be transported to even remote locations, Pop Up Container Shops can be easily fitted with a comprehensive range of optional extras.



## DIMENSIONS

10"High Cube" Container

External dimensions 2990L x 2438W x 2896H

Weight 1900kgs

## VERSATILE APPLICATIONS

Coffee Shop

Bar

Franchise Outlets

Pressed Juice Bars

Iced Tea Bar

Canteen

Tuckshops

Corporate Activations

Event Booths

Specialty Cheese Shop

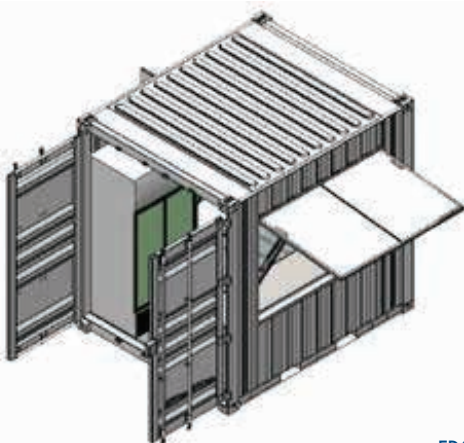
Sushi Box

Dumpling Box

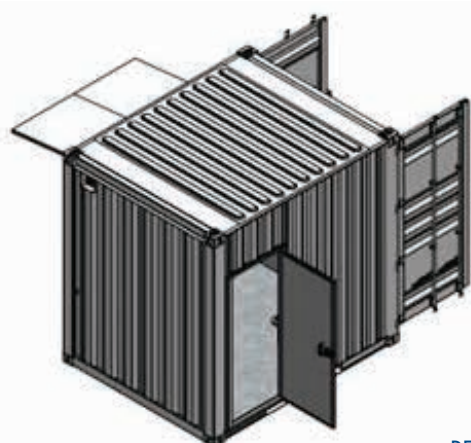
Ticketing and Information

Booth

## 10FT BASE MODEL



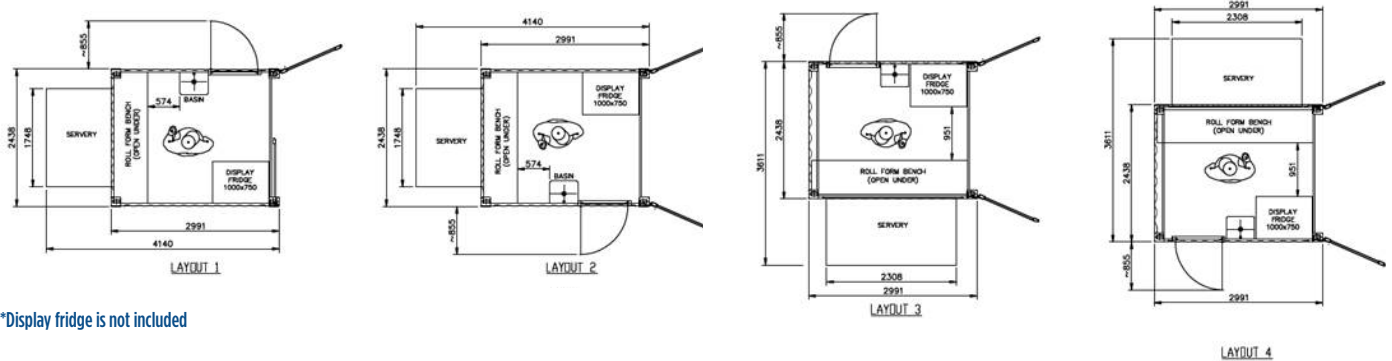
FRONT



REAR



## LAYOUT OPTIONS



# VALUE-PACKED FEATURES

## BASE MODEL – (PRICING FROM \$14,580 INCL GST)\*

Royal Wolf's base model 10ft Pop Up Container Shops are all fitted with the following valuable features:

- Compact footprint - 10ft High Cube
- Secure end barn doors with 4 lock rods and padlock box, preventing access with bolt cutters
- 1.9 metre wide servery with high strength security shutter complete with Safety stay
- Durable steel checker plate floor
- One internal wall fitted with welded steel "Tie" bars, giving maximum flexibility for merchandising displays and allowing equipment to be tied down during transit
- Ceiling lined in 50mm thick EPS cold room panel ceiling (white finish)
- Roll form kitchen bench top with open space under for flexible storage solution
- 3 power outlets
- 1 light switch with dimmer
- 4 energy efficient dimmable LED downlights
- 1 smoke detector
- 15 amp "caravan type" power connection point
- Power distribution board complete with overcurrent and residual current protection on each circuit for maximum safety (maximum load is 15 amps)
- Choice of colours available to reflect your brand personality
- Readily adaptable to suit your business needs
- A range of 4 configurations for maximum flexibility in applications



## CUSTOMISATION OPTIONS - (ADDITIONAL COST APPLIES)

Royal Wolf's 10ft Pop Up Container Shop can be modified with a wide range of customisation options including:

- Air conditioning - Slide in 2.7kW reverse cycle air conditioner (slide in and screw fix onsite by customer, only a battery drill required). (Recommended if you are running refrigeration to reduce possible overheating when the café is locked up)
- Ceiling fan
- Water - Hand basin for hand washing with stylish Flick mixer tap (cold water only)
- Hot water system (only available with basin)
- Power - 15 amp outlet (15amp caravan inlet connection not available with this option)
- Features & Finishes - Personal access door
- Foundation tie down plates
- Internal wall lining with 50mm thick EPS cold room panel
- Heavy Duty commercial R10 Safety vinyl with coving 100mm up walls for ease of cleaning (only available with wall lining option)
- Exclusions - Cranage, building approvals, connection to services and any other site works are not provided by Royal Wolf unless noted specifically as inclusions.

## \*\*COMPLIES WITH:

AS/NZS 1170.0:2002 Structural design actions - General principles  
AS/NZS 1170.1:2002 Structural design actions - Permanent, imposed and other actions  
AS/NZS 1170.2:2011 Structural design actions - Wind actions  
AS 1170.4-2007 Structural design actions - Earthquake actions in Australia  
AS 4100-1998 (R2016) Steel structures  
AS/NZS 3000:2007 Electrical installations  
AS/NZS 3500.5:2012 Plumbing and drainage

\*\*Excludes BCA compliance assessment statement (required for permanent installations).

\*Base model price EX Brisbane as at 8.03.2017.

\*Prices may be changed at any time without further notice.

## PRACTICAL CONSIDERATIONS

The Royal Wolf 10ft Pop Up Shop is designed as a temporary building and are near new shipping containers that have been modified.

For permanent installations, consulting with a building certifier is recommended. Development approvals are based on many variables and are specific to locations, uses and many other factors.

We further recommend you consult your local authority to discuss your intended use as Food Safety Regulations may vary between locations.

If you have any questions at all, please give us a call. We are happy to help in any way we can!

**1300 651 700**  
royalwolf.com.au

**YOU CAN DO ANYTHING IN A ROYAL WOLF**

